

## Outdoor Shade & Protective Products



### **Green design, how does it affect you?**

By providing cool relief from the sun, you save money on cooling costs.

### **What do you need to be green?**

Awnings & covers to shelter your doors & windows

### **We've got you covered, environmentally friendly with up to 26% energy savings!**

Americana awnings let in light, yet shut out heat to keep homes cooler!

Awnings rate high as shading devices since they block direct sunlight before it enters the windows. Properly installed awnings can reduce heat gain in your home up to 65% on southern windows and as much as 77% on east and west windows.

# Porches, Patio Covers & Carports



Teton Model  
12' projection x 20'8" width • 12" beam setback

## Model Comparisons

	Ozark Model Good	Alpine Model Better	Sierra Model Better	Teton Model Best	Vegas Model Best	Yukon Model Premier
<b>Roof Panel</b>	10" wide V aluminum	24" wide W galvalume steel	10" wide V aluminum	8" wide flush aluminum	8" wide flush aluminum	3" thick insulated
<b>Fascia</b>	Extruded gutter	Extruded gutter	Rollformed gutter	Extruded gutter	Ext. gutter with woodlook trim	Extruded trim
<b>Support Beam</b>	None	None	3" C Beam	3"x8" woodlook beam	3"x8" woodlook beam	3 choices
<b>Beam Location</b>	NA	NA	6" from front	Place 6"-24" from front	Place 6"-24" from front	Place 6"-24" from front
<b>Post Location</b>	Under gutter	Under gutter	Under beam	Under beam	Under beam	Under beam
<b>Posts</b>	1-1/2" posts	3" square post	Décor columns or 3" square post	3" square post	6" woodlook side planks & 3" post	3" square post
<b>Downspout Kit</b>	Optional	Optional	Optional	Optional	Optional	Not needed
<b>Strength</b>	Light snow only	Moderate snow	3 climate models	3 climate models	3 climate models	Superior strength
<b>Colors</b>	Five colors	Five colors	Nine colors	Six colors	Two colors	White
<b>Post Mount</b>	Posts & columns come with bottom brackets & screws for wood or concrete					
<b>Wall Channel</b>	Extruded aluminum, 2 piece allows adjustment of roof slope					


**What do you need to cover?**



Sierra Model  
12' projection x 30' width • 6" beam setback

**OUTDOOR LIVING AREA**

**ENTRANCE**



Yukon Model  
14' projection x 20' width • 3" beam



Sierra Model  
14' projection x 21' 8" width • 12" beam setback

**CARPORT**

## Americana Patio Cover Components

### 1) Wall Hanger 2 piece system

Small channel attaches to wall - Large channel slides into small channel & roof panels attach to it


- Extruded aluminum channels. Powder coated finish
- Allows the cover to move independently of the house to protect against damage from frost upheava
- Interlocking hinge allows cover to slope away from building for proper drainage.
- Prepunched for ease of installation.
- 1.5" mounting space
- Slopes up to 40 degrees



### 2) Gutters

#### 6" front gutter and side trim

- Roll formed aluminum .025 thick x 3-1/2" depth x 6" tall
  - Stucco embossed finish
  - Fascia clips allow gutter to float freely on the pans compensating for expansion and contraction from extreme heat and freeze cycles.
- Also, allows for easy removal of the front gutter, if cleaning is needed.



Fascia clips are used to attached gutter to roof panels.



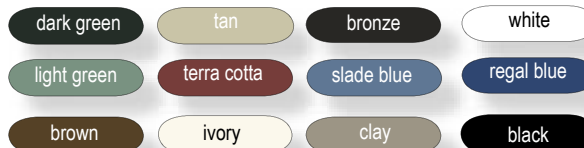
#### 5" front gutter and side trim

- Extruded aluminum .062 thick x 4" depth x 5" tall
- 30-50% stronger than economy covers on the market
- Can support posts without a beam. Post every 10'



#### 6-1/2" front gutter and side trim

- Extruded aluminum .095 thick x 3-1/4" depth x 6-1/2" tall
- Can support posts without a beam. Post every 12'
- Superior strength and quality



### 3) Roof Panels

#### 10" width aluminum roof panels

- Stucco embossed finish hides minor hail damage
- Available in 4 thicknesses to meet even the harshest wind or snow loads.
- Slide or snap together installation
- Prepunched for ease of installation



#### 8" width aluminum roof panels

- Flush design has a better appearance and eliminates bird nesting
- Tough coat finish
- Slide or snap together installation
- Available in 3 thicknesses



24" width roof panels with Ultra Cool reflective finish to reduce heat gain.

TWO MATERIALS:

#### 1) Galvalume® steel

- 20-1/2 year warranty against rusting
- 24 gauge commercial quality material is 96^ heavier than 26 gauge.



#### 2) stucco embossed aluminum



## Americana Patio Cover Components

### 4) Beams



#### 4" structural steel beam

- Galvalume® steel has a 20-1/2 year warranty against rusting.
- Roof panels, 10" V style, can be pre-punched with a 6" setback to eliminate damage to patio edge  
Optional setback up to 24" available when necessary
- Set back creates an overhang for a pleasing appearance.

#### 8" support beam

- Wood grain embossed aluminum .048 thickness  
Rollformed, 3" x 8"
- Allow posts to be set back up to 24" from front of cover

Choose your designer end



standard end cut



deluxe end cut



scallop end cut



#### 3" support beam

- Extruded aluminum .090 wall
- Powder coated finish
- Allow posts to be set back up to 24" from front of cover  
Available in all 3" square post colors



## Options

Adjustable **slope cap**, extruded aluminum  
When mounting cover with alot of slope, this helps keep beam perpendicular.  
Can attach to either 3"x 8" beam or 3"x3" beam



#### Gutter filter

Inserted into gutter at factory  
Allows water to enter, keeps everything else out!



#### Vinyl Downspout Kit

White  
10' tube, all elbows, fittings straps and tilt up divertor



#### Aluminum Downspout Kit

### 5) Posts or Columns

#### Posts, 1-1/2" square x .065" thick 8', 10' or 12' height

- Aluminum extrusion provides load bearing strength.
- Resistant to weed eaters and dings.
- Aluminum is rust and rot free.


#### Posts, 3" square x .090" thick 8' 10' or 12' height

- Aluminum extrusion provides load bearing strength.
- Mount under front gutter or order optional beam.
- Resistant to weed eaters and dings.
- Aluminum will not rust.



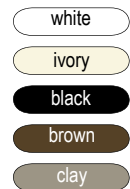
#### Side post plates, woodlook aluminum

- Rollformed 2" x 6-1/2" planks
- Fit around 3" square post



#### Decor column, 9" wide 8', 10' height

- 1-1/2" square x .065 thick aluminum extrusion
- Load bearing strength
- Aluminum decorative inserts
- Resistant to weed eaters and dings.
- Aluminum is rust and rot free.



302 304 306 310 314 316 318 322