

**GENERAL NOTES**

- 1.) ROOF DECK MATERIAL SHALL BE ALUMINUM ALLOY 3004-H151 ALL OTHER MATERIAL SHALL BE CARBON STEEL A-36 (FY = 36 ksi). UNLESS OTHERWISE NOTED.
- 2.) CONCRETE MIX FOR FOUNDATION SHALL BE MINIMUM 3000 PSI @ 28 DAYS.
- 3.) FOUNDATION SHALL REST ON REASONABLY SOUND GROUND THAT IS FREE OF ORGANIC MATERIAL AND CAPABLE OF SUPORTING 1000 PSF BEARING.
- 4.) FOOTING INDICATED ON PLANS ARE RECOMMENDATIONS ONLY. CONSULT LOCAL CODES FOR REQUIREMENTS.
- 5.) COMPLETE DETAILED INSTALLATION INSTRUCTIONS AND ASSEMBLY DRAWINGS ARE SUPPLIED WITH EACH SHELTER.
- 6.) SHELTERS ARE SHIPPED KNOCKED DOWN AND ARE PRE-DRILLED FOR EASY INSTALLATION. NO FIELD WELDING REQUIRED. THE STRUCTURAL STEEL FRAME IS FULLY FABRICATED TO ENTIRELY ELIMINATE THE NEED FOR DRILLING, CUTTING OR WELDING ON THE SITE. A PLUMB LINE, MEASURING TAPE AND ASSORTED WRENCHES ARE THE ONLY TOOLS REQUIRED FOR INSTALLATION.
- 7.) SHELTER DETAILS SOWN MAY NOT REFLECT ACTUAL DELIVERY, CONSULT MANUF. FOR DETAILED SHOP DRAWINGS

**ROOF PANELS:** STRUCTURAL PANELS ARE A ROLL FORMED STUCCO EMBOSSED ALUMINUM WITH A SNAP LOCK AND PROVIDES A STRONG WATERTIGHT CONNECTION. THE PANEL IS 2-1/2" IN DEPTH AND PROVIDES A NET COVERAGE OF 24". THE ALUMINUM ALLOY IS UBC STANDARD CH28, ALLOY NO. 3004-H151. THE PANEL IS COATED WITH THE FINEST THERMOSETTING ACRYLIC FINISH.

**COLUMNS & RAFTERS:** STRUCTURAL COLUMNS AND RAFTERS ARE HOLLOW STRUCTURAL TUBING. THE STEEL CONFORMS TO: ASTM A-500 WITH 46,000 PSI YIELD STRENGTH AND 58,000 PSI TENSILE STRENGTH.

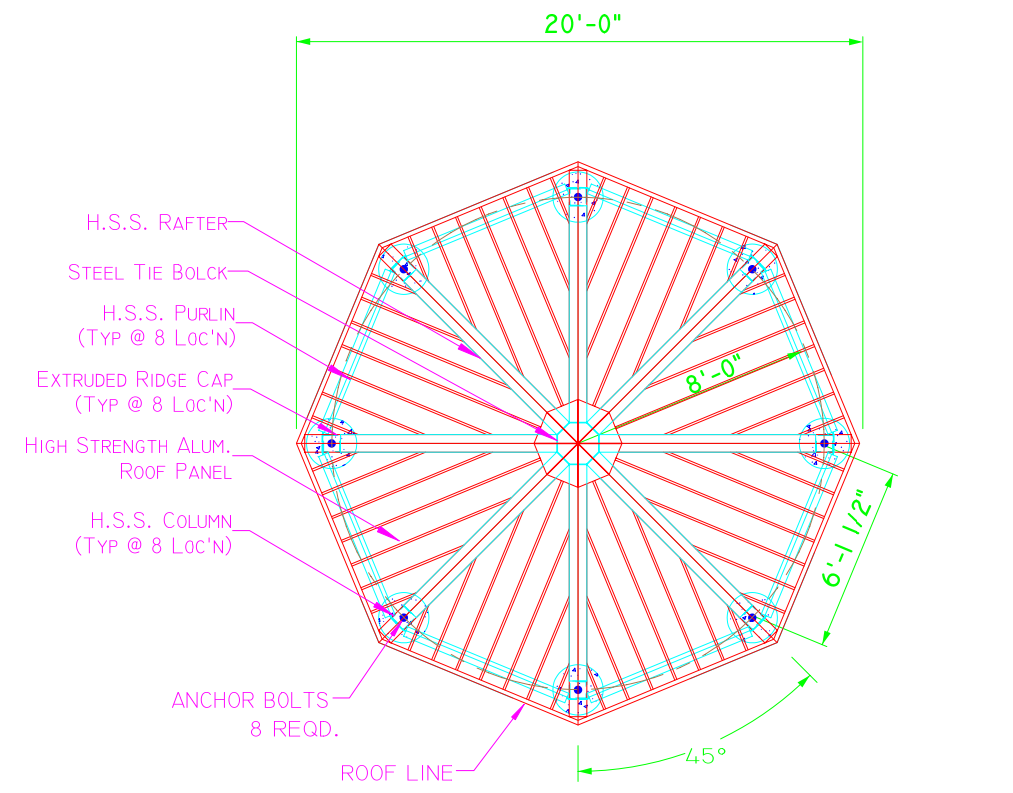
**PLATES:** STRUCTURAL STEEL PLATES ARE USED IN VARIOUS AREAS OF THE SHELTER AND ITS COMPONENTS. COLUMN BASE PLATES, BUTT PLATES, AND DIAGONAL BRACES ARE MANUFACTURED FROM STEEL PLATE. THE STEEL CONFORMS TO: ASTM A-36.

**GUTTER TRIM:** ALUMINUM GUTTER FACIA AND TRIM FACIA ARE SUPPLIED WITH ALL SHELTERS. THE ALUMINUM ALLOY IS 6063-T5 OR 3003-H14.

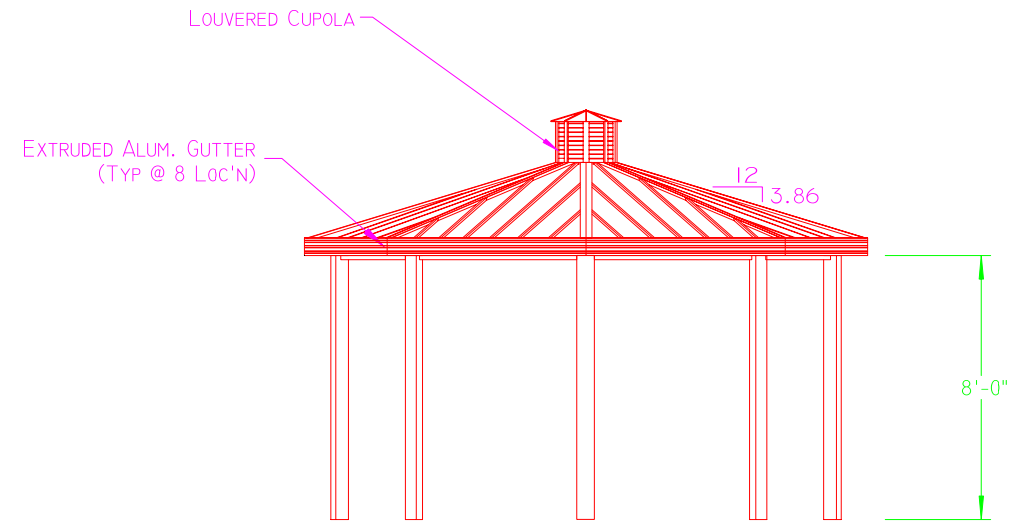
**FASTENERS:** STRUCTURAL STEEL BOLTS 1/2" OR 5/8" DIAMETER. BOLTS, NUTS AND WASHERS CONFORM TO ASTM A325. #12 x 1-1/4" HEX WASHER HEAD TEK 5 SCREWS WITH NEOPRENE WASHERS ARE USED FOR FASTENING ROOF PANELS TO STRUCTURAL STEEL. #8 x 1/2 OR 3/4" HEX WASHER HEAD TEK 2 SCREWS ARE USED FOR FASTENING GUTTER, FACIA TRIM AND ROOF PANELS. ALL SCREWS ARE EITHER CADMIUM OR ZINC PLATED.

**WELDING:** ALL WELDING SHALL COMPLY WITH THE AWS, A5.1 OR AWS A5.5, E70XX ELECTRODES, AND T24 PART 2 SEC. 2209A.

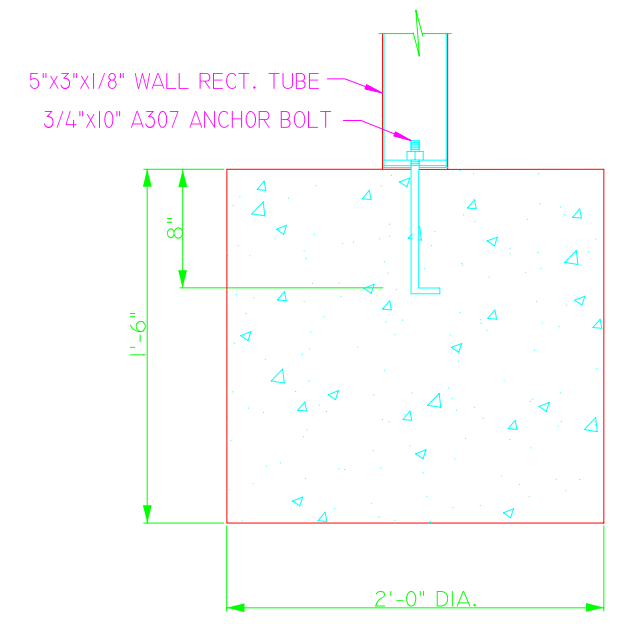
**FINISH:** ALL STEEL COMPONENTS ARE CLEANED WITH A 3-STAGE IRON PHOSPHATE WASH AND AN ACID RINSE/SEALER. COMPONENTS ARE SPRAYED WITH A HIGH QUALITY UV RESISTANT URETHANE/POLYESTER (TGIC) ANTI-GRAFFITI POWDER FINISH AND BAKED/CURED AT 400 DEG. F. (GALVANIZING OPTIONAL)



**PLAN VIEW - AZTEC SHELTER**  
AMERICANA BUILDING PRODUCTS - SALEM, IL



**SOUTH ELEVATION - AZTEC SHELTER**  
AMERICANA BUILDING PRODUCTS - SALEM, IL



**TYP FOOTING DETAIL (AZTEC SHELTER)**  
AMERICANA BUILDING PRODUCTS - SALEM, IL

**NOTE:**  
 -SHOWN FOOTING CONFORMS TO #20 SNOW LOAD & 90 MPH WIND RATINGS  
 -REINFORCE & POUR FOOTING AS TO SATISFY LOCAL BUILDING CODES  
 -OWNER TO VARIFY SOIL COND. @ EA. JOB SITE  
 -DRAWINGS NOT INTENDED FOR USE IN CONSTRUCTION, CONSULT MANUF. FOR DETAILED SHOP DRAWINGS  
 -DETAILS SHOWN HERE MAY NOT REFLECT ACTUAL DELIVERY

AMERICANA BUILDING PRODUCTS #2 INDUSTRIAL DR. - SALEM, IL 62881 (800)851-0865 WWW.AMERICANA.COM			
TITLE <b>20'-0" AZTEC SHELTER</b>			
SIZE 11x17	DRAWN BY: JD	DWG NO.	REV A
SCALE NTS	DATE 04/20/06	SHEET 1 of	